

Step-by-Step Instructions for Joining the World Inquiry Online Community

1. Login with the following information

Login ID: bawb

Password: inquiry

Make this my homepage!

English Español Français Português

Login

Login ID

Password

[Forgot your Login ID or password?](#)

i Cohere[®]

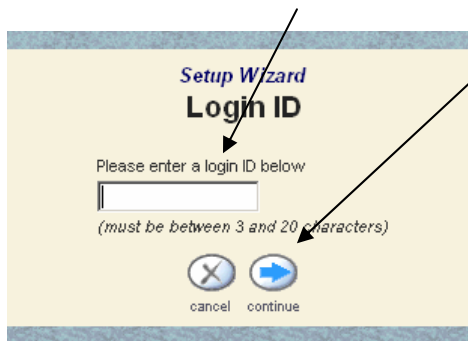
This is a private computer system. Unauthorized access will be prosecuted to the full extent of the law.

[Help with Login](#) ? powered by **i Cohere**

2. Click Continue



3. Enter your new username. Then click continue.




4. Confirm your time zone. Then click continue.

Setup Wizard
Time Zone



To ensure that dates and times are accurately displayed in your local time, we need to know the time zone in which you are working.

Please confirm your time zone from the following list:

(UTC -5:00) Eastern - U.S. - except Indiana East  other

Geographic Details
New York, Washington D.C, Miami

Daylight Savings/Summertime Settings
Start: first Sunday in April 2:00 A.M => 3:00 A.M
End: last Sunday in October 2:00 A.M => 1:00 A.M

 
cancel continue



5. Type and retype your new password. Then click submit.

Change Password

For this first login you have used a temporary password, please enter the password you wish to use after this session.

New Password password (5 - 15 characters)

Confirm Password

 
submit cancel

6. Enter your name, email address, organization, and country. Also feel free to add any other information that you are interested in sharing with the rest of the B.A.W.B. community.

Profile - Microsoft Internet Explorer

Edit Profile

Privacy Statement Membership Agreement

submit cancel

Identification

*Fields in **bold** are required; other fields are optional*

First Name

Familiar Name

Last Name

Photo

upload

Recommended size is 60 X 60 pixels

Professional

Email Address

Organization

Title

Phone

Mobile/Cell

Address

City

State

Zip/Postal Code

Country

Website preview

Areas of Interest for BAWB

Memberships & Affiliations

7. Scroll down the screen, then click submit.

The screenshot shows a web form with a light yellow background. At the top right, there is a "preview" link. Below it are two text input fields: "Areas of Interest for BAWB" and "Memberships & Affiliations". A blue horizontal bar with the word "Statement" in white text separates these from the next section. The "Biographical Statement" section features a rich text editor with a toolbar containing icons for undo, redo, bold, italic, strikethrough, underline, link, unlink, and help. Below the text area are "submit" and "cancel" buttons, each with a circular icon (a green checkmark and a grey X, respectively).

8. You will be automatically welcomed into the “main hall” for the World Inquiry Community. Feel free to explore.